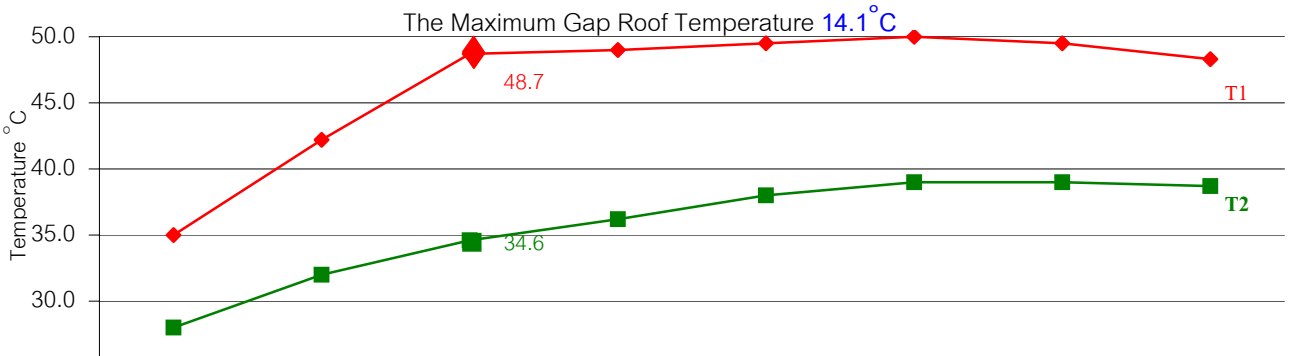
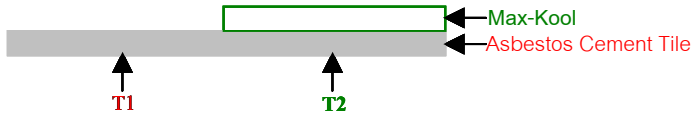


EGAT BANGPAKONG

Date of Measurement : July 5, 2003

Roof Recording Positions :

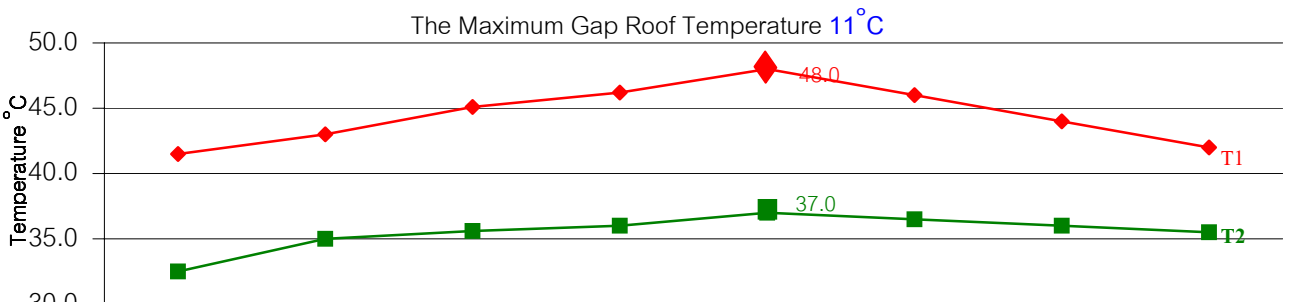
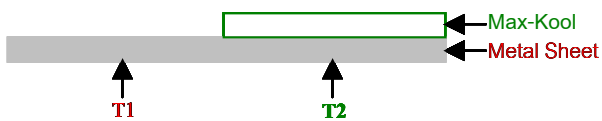


°C \ Time	9.00	10.00	11.00	12.00	13.00	14.00	15.00	16.00
T1	35.0	42.2	48.7	49.0	49.5	50.0	49.5	48.3
T2	28.0	32.0	34.6	36.2	38.0	39.0	39.0	38.7
Temp. Gap	7.0	10.2	14.1	12.8	11.5	11.0	10.5	9.6

ASIAN INSULATOR CO., LTD.

Date of Measurement : June 4, 2003

Roof Recording Positions :

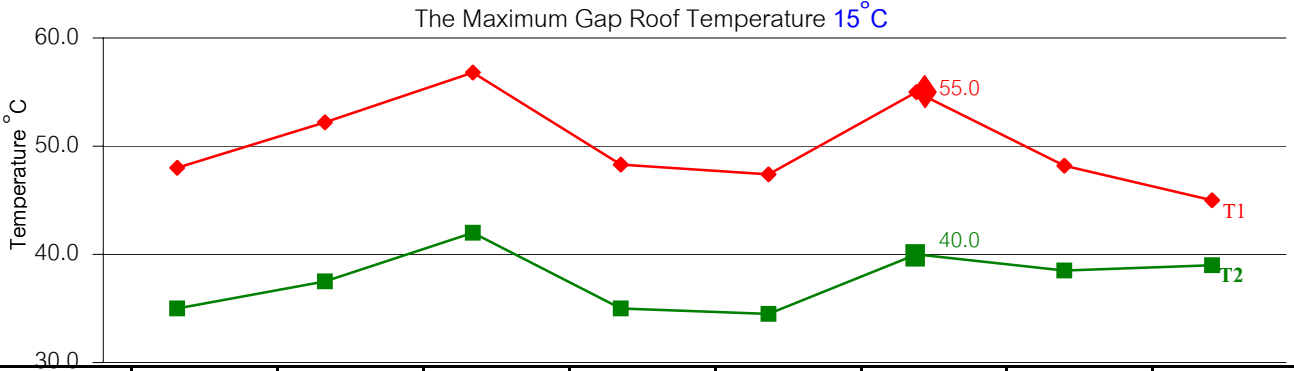
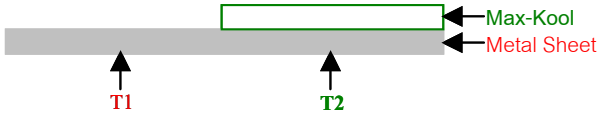


°C \ Time	9.30	10.30	11.30	12.30	13.30	14.30	15.30	16.30
T1	41.5	43.0	45.1	46.2	48.0	46.0	44.0	42.0
T2	32.5	35.0	35.6	36.0	37.0	36.5	36.0	35.5
Temp. Gap	9.0	8.0	9.5	10.2	11.0	9.5	8.0	6.5

BADMINTON GYMNASIUM, KASETSART UNIVERSITY

Date of Measurement : October 20, 2004

Roof Recording Positions :

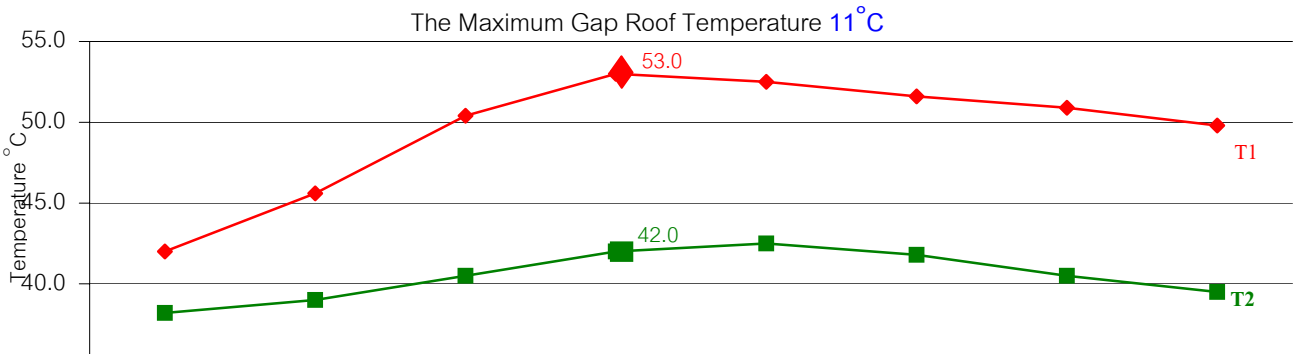
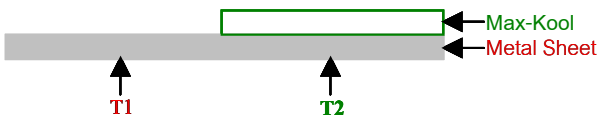


°C \ Time	9.00	10.00	11.00	12.00	13.00	14.00	15.00	16.00
T1	48.0	52.2	56.8	48.3	47.4	55.0	48.2	45.0
T2	35.0	37.5	42.0	35.0	34.5	40.0	38.5	39.0
Temp. Gap	13.0	14.7	14.8	13.3	12.9	15.0	9.7	6.0

CHAVANAPAT CO., LTD.

Date of Measurement : March 10, 2004

Roof Recording Positions :

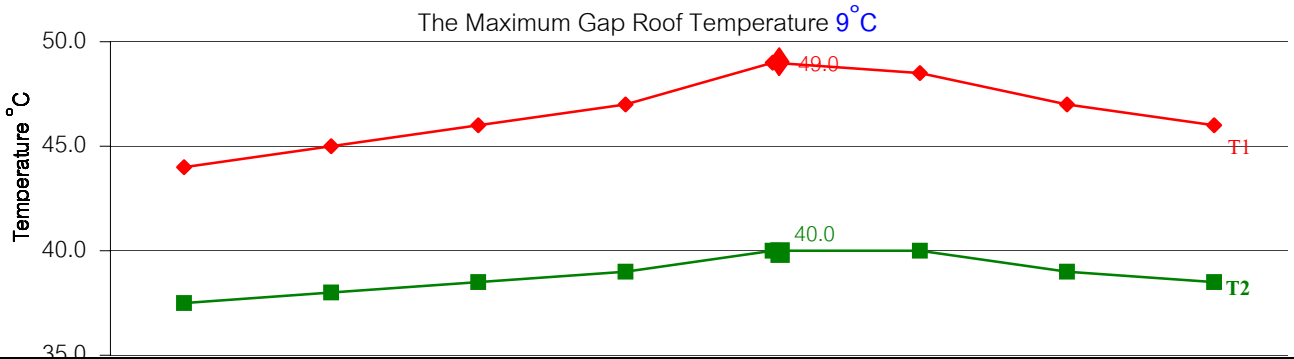
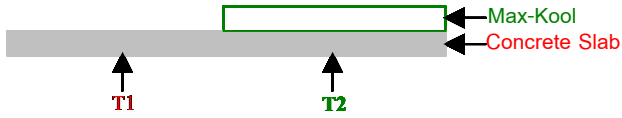


°C \ Time	9.00	10.00	11.00	12.00	13.00	14.00	15.00	16.00
T1	42.0	45.6	50.4	53.0	52.5	51.6	50.9	49.8
T2	38.2	39.0	40.5	42.0	42.5	41.8	40.5	39.5
Temp. Gap	3.8	6.6	9.9	11.0	10.0	9.8	10.4	10.3

NEW LAND APARTMENT

Date of Measurement : April 10, 2006

Roof Recording Positions :

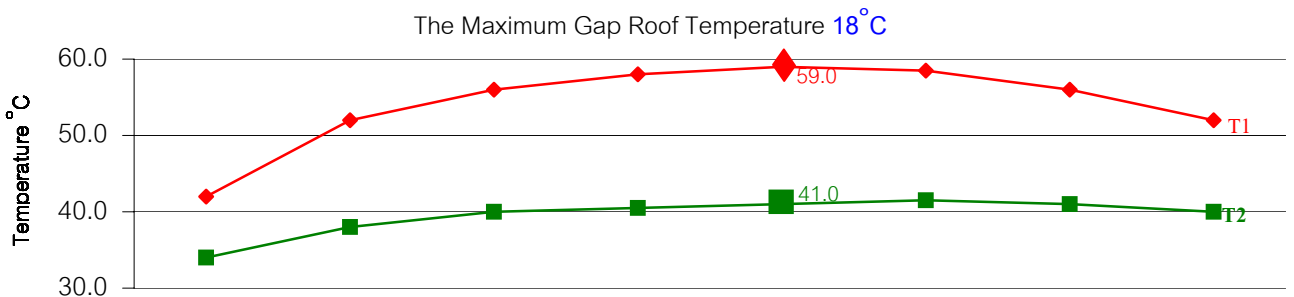
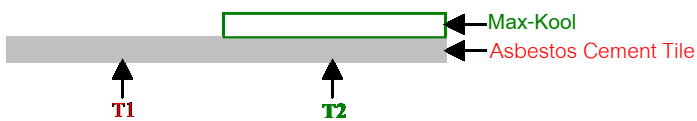


°C \ Time	9.00	10.00	11.00	12.00	13.00	14.00	15.00	16.00
T1	44.0	45.0	46.0	47.0	49.0	48.5	47.0	46.0
T2	37.5	38.0	38.5	39.0	40.0	40.0	39.0	38.5
Temp. Gap	6.5	7.0	7.5	8.0	9.0	8.5	8.0	7.5

ALMOND (THAILAND)LTD.

Date of Measurement : April 3, 2006

Roof Recording Positions :

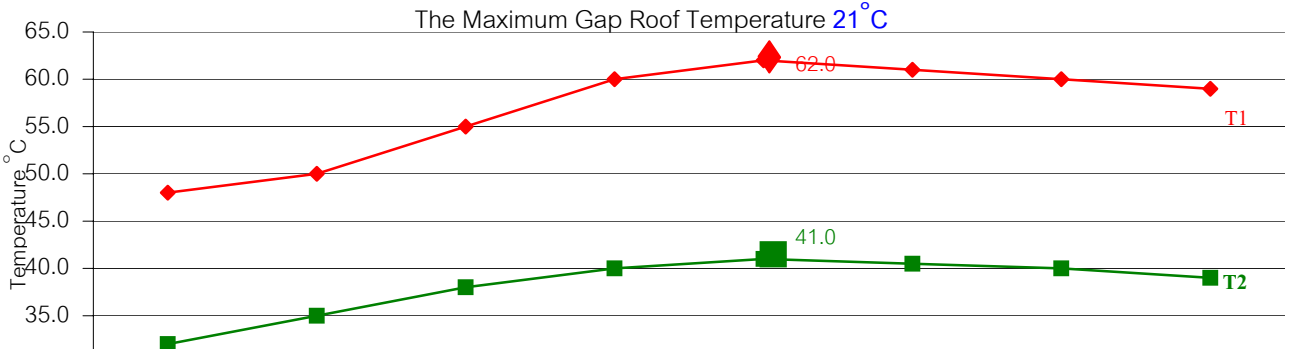
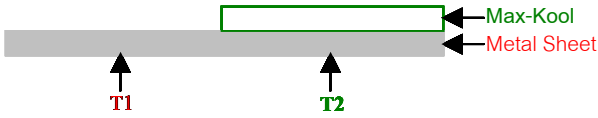


°C \ Time	9.00	10.00	11.00	12.00	13.00	14.00	15.00	16.00
T1	42.0	52.0	56.0	58.0	59.0	58.5	56.0	52.0
T2	34.0	38.0	40.0	40.5	41.0	41.5	41.0	40.0
Temp. Gap	8.0	14.0	16.0	17.5	18.0	17.0	15.0	12.0

NIDEC PRECISION (THAILAND) CO., LTD.

Date of Measurement : September 1, 2005

Roof Recording Positions :

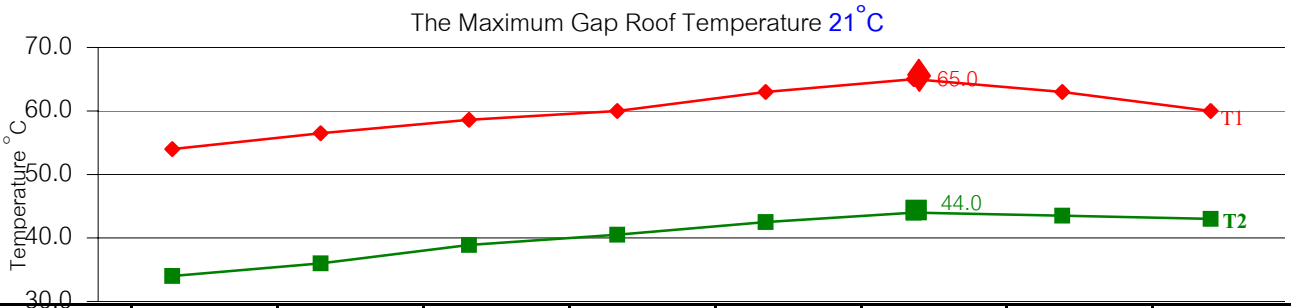
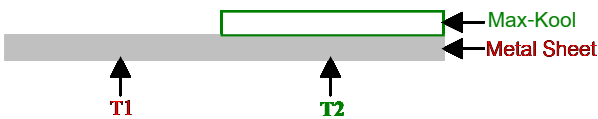


°C \ Time	9.00	10.00	11.00	12.00	13.00	14.00	15.00	16.00
T1	48.0	50.0	55.0	60.0	62.0	61.0	60.0	59.0
T2	32.0	35.0	38.0	40.0	41.0	40.5	40.0	39.0
Temp. Gap	16.0	15.0	17.0	20.0	21.0	20.5	20.0	20.0

SANMINA-SCI SYSTEMS (THAILAND) LTD.

Date of Measurement : April 1, 2006

Roof Recording Positions :

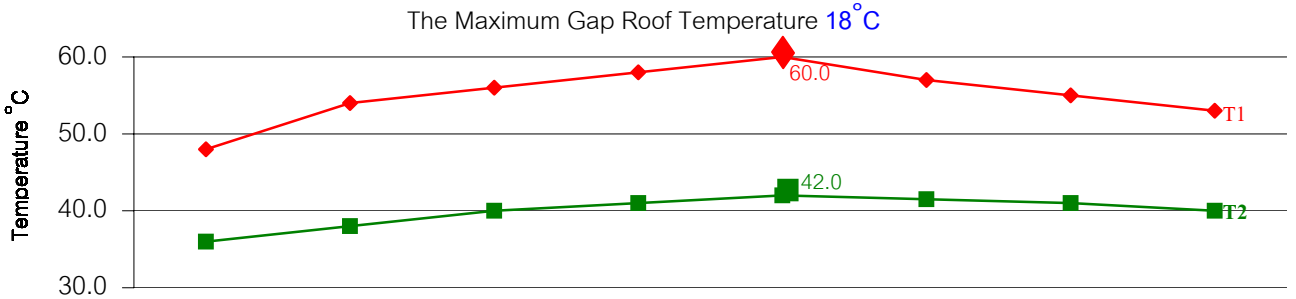
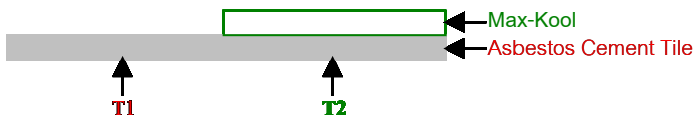


°C \ Time	9.00	10.00	11.00	12.00	13.00	14.00	15.00	16.00
T1	54.0	56.5	58.6	60.0	63.0	65.0	63.0	60.0
T2	34.0	36.0	38.9	40.5	42.5	44.0	43.5	43.0
Temp. Gap	20.0	20.5	19.7	19.5	20.5	21.0	19.5	17.0

CHINSAN ELECTRONIC INDUSTRIAL (THAILAND) CO.

Date of Measurement : May 16, 2006

Roof Recording Positions :

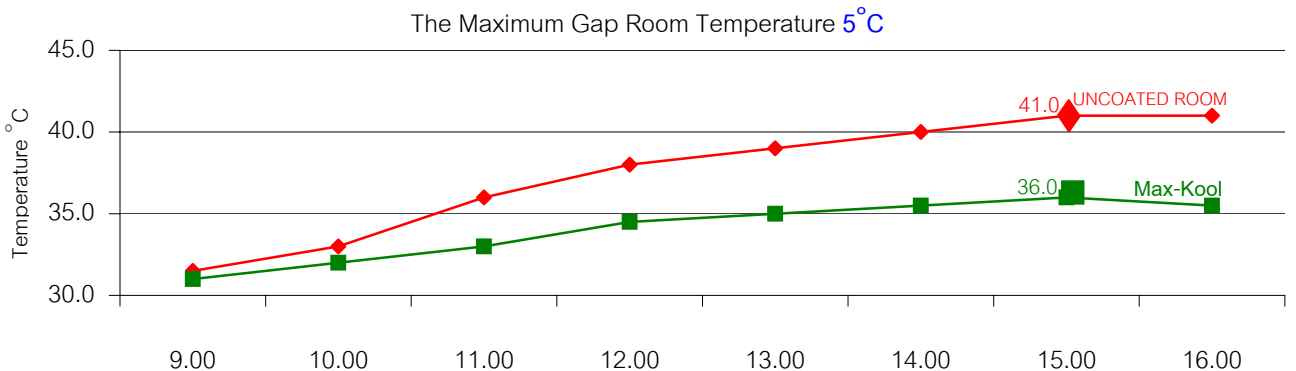
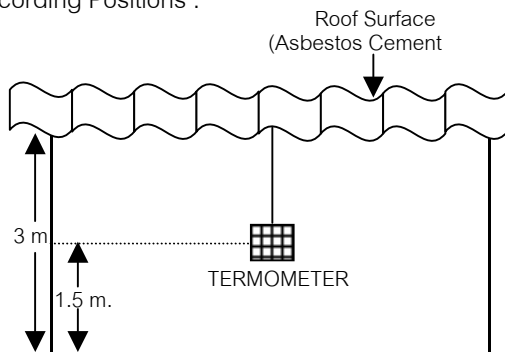


°C \ Time	9.00	10.00	11.00	12.00	13.00	14.00	15.00	16.00
T1	48.0	54.0	56.0	58.0	60.0	57.0	55.0	53.0
T2	36.0	38.0	40.0	41.0	42.0	41.5	41.0	40.0
Temp. Gap	12.0	16.0	16.0	17.0	18.0	15.5	14.0	13.0

คลังกระสุนกองพันทหารราบที่ 1 กรมทหารราบที่ 11 บางเขน

Date of Measurement : 1 มีนาคม 2548

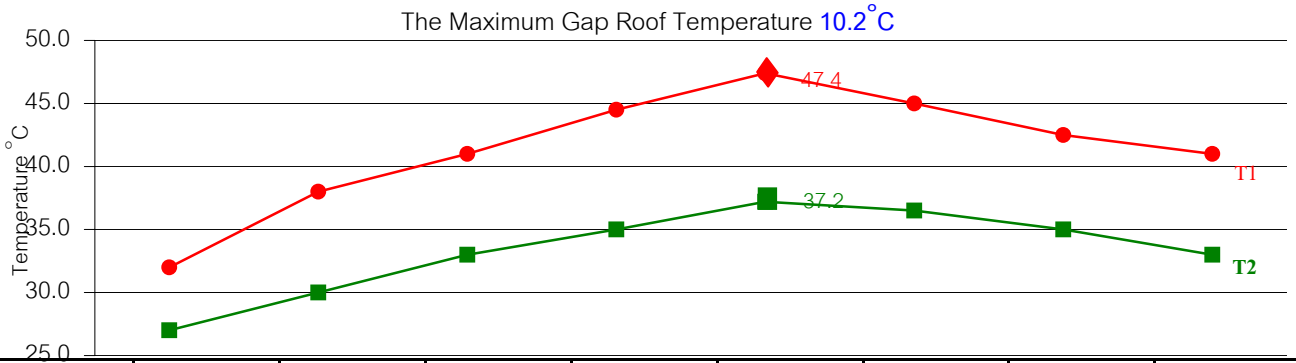
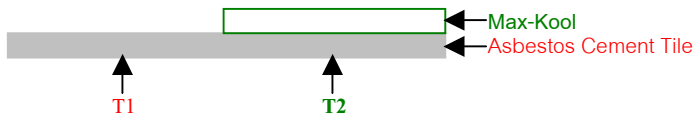
Roof Recording Positions :



ISUZU MOTORS CO., (THAILAND) LTD.

Date of Measurement : February 16, 2004

Roof Recording Positions :

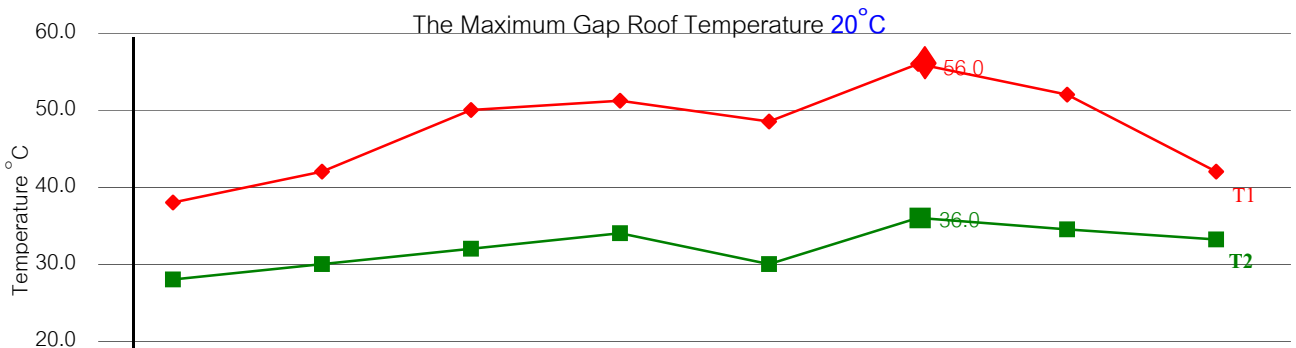
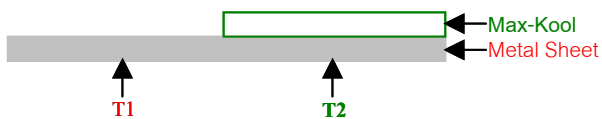


°C \ Time	9.00	10.00	11.00	12.00	13.00	14.00	15.00	16.00
T1	32.0	38.0	41.0	44.5	47.4	45.0	42.5	41.0
T2	27.0	30.0	33.0	35.0	37.2	36.5	35.0	33.0
Temp. Gap	5.0	8.0	8.0	9.5	10.2	8.5	7.5	8.0

GLOBO FOODS LTD.

Date of Measurement : November 27, 2004

Roof Recording Positions :



°C \ Time	9.00	10.00	11.00	12.00	13.00	14.00	15.00	16.00
T1	38.0	42.0	50.0	51.2	48.5	56.0	52.0	42.0
T2	28.0	30.0	32.0	34.0	30.0	36.0	34.5	33.2
Temp. Gap	10.0	12.0	18.0	17.2	18.5	20.0	17.5	8.8